



(‘A’ Miniratna Category-1 Public Sector Enterprise)

REGIONAL HEADQUARTERS (NER), GUWAHATI AIRPORT, GUWAHATI-781015

ADVT. NO. 01/2023/APPRENTICE/GRADUATE/DIPLOMA/ITI/NER

Notification for Engagement of Graduate/Diploma/Trade Apprentices (under Apprentices Act. 1961) for year 2023-24 in Airports Authority of India, North Eastern Region

Airports Authority of India (AAI) (Schedule – ‘A’ Miniratna Category-1 Public Sector Enterprise) was constituted by an Act of Parliament and came into being on 1st April, 1995 by merging erstwhile National Airports Authority and International Airports Authority of India. The merger brought into existence a single organization entrusted with the responsibility of creating, upgrading, maintaining and managing Civil Aviation infrastructure both on the ground and Air Space in the Country.

Airports Authority of India, Regional Headquarter (North Eastern Region) is inviting the eligible candidates’ applications **through NATS & NAPS Portal** who are domiciles of Assam, Tripura, Manipur, Meghalaya, Nagaland, Arunachal Pradesh & Mizoram for an Apprenticeship Training Program of one year in various Airports in North Eastern Region, viz. Guwahati, Dibrugarh, Jorhat, Lilabari, Silchar, Tezpur, Rupsi, Hollongi, Agartala, Imphal, Shillong, Dimapur, Tezu, Lengpui including Regional Headquarters for the year 2023-24. During the period of Apprenticeship Training, the candidates will be Governed by Apprentices Act.1961 (as amended in 1973 and till date) and commensurate policies/rules of the organization.

A. Details of posts and qualifications (No. of posts are tentative and can be reduced/increased):

Sl. No.	Field of Specialization/ Discipline	Graduate	Diploma	Trade	Duration of Training	Monthly Stipend	Locations/Airports of apprenticeship training at NER North-Eastern Region Airports
1	Civil Engg	07	08	0	1 Year	1. Graduate (Degree) Apprentices Rs.15000/- 2. Technical (Diploma) Apprentice Rs. 12000/- 3. Trade Apprentices (ITI) Rs.9000/-	Assam-(RHQ-NER, Guwahati,Dibrugarh Jorhat, Lilabari, Silchar, Tezpur, Rupsi) Arunachal Pradesh (Hollongi & Tezu) Tripura-(Agartala) Manipur-(Imphal) Nagaland-(Dimapur) Meghalaya-(Shillong) Mizoram-(Lengpui)
2	Electrical Engg	10	11	0	1 Year		
3	Electronic/IT/ Computer Science Engg	03	06	7	1 Year		
4	Mechanical Engg	02	01	0	1 Year		
5	Fitter (ITI)	0	0	2	1 Year		
6	Mechanic (Motor Vehicle)	0	0	5	1 Year		
7	Draughtsman (Civil)	0	0	4	1 Year		
8	Electrician	0	0	19	1 Year		
	Total	22	26	37			

Last date of application: 15.01.2024 (please read the general instructions carefully before applying).

B. Educational Qualification:

1. Graduate/Diploma: Candidates should possess full time (regular) four years degree or three years (regular) diploma in Engineering in any of the above-mentioned streams, recognized by AICTE, GOI.
2. ITI Trade: candidates should possess ITI/NCVT certificate of the above-mentioned trades from institutions recognized by AICTE, GOI.

C. Conditions:

1. Apprentices shall have to undergo Apprenticeship training at notified Airports/Establishments. The allocated Airport/Station/unit will be final; no change in place of training will be entertained.
2. As per the provisions of the Apprentices Act, 1961 as amended from time to time, candidates who have already completed their apprenticeship or terminated their apprenticeship midway or are pursuing in other organizations or in AAI with the same qualification level, shall not be eligible for engagement as apprentice.
3. As per the Apprentices Act, 1961, candidates who had apprenticeship training/job experience for a period of 1 year or more after the attainment of essential qualifications, shall not be eligible for engagement as apprentice.

D. Eligibility Criteria:

1. Only Indian Nationals from the North Eastern Region(NER) are eligible.
2. Candidates who have completed their degree/diploma within the past 3(three) years from the date of application are only eligible to apply.
3. Age limit: Minimum age is 18 years and Maximum age is 26 years as on 31.12.2023. (Relaxation in upper age limit for categories like SC/ST/OBC/PWBD etc. as per Govt. of India guidelines is applicable)

E. Mode of Selection:

1. Provisional selection of the candidates would be based on percentage (%) of marks in the qualifying examination.
2. The candidature of the applicant would be provisional. The shortlisted candidates will be called for Interview/Document verification through their registered email IDs only.
3. The final selection will be based on Interview/verification of certificates and submission of Medical Fitness Certificate at the time of joining.
4. The selected candidates will be posted preferably at the given locations in North Eastern Region based on their registration location (in portal).

F. General Instructions:

1. **Last date of application is 15.01.2024.**
2. The interested candidates are required to apply through BOAT's/RDAT's web portal www.nats.education.gov.in (for graduate/diploma apprentices) and www.apprenticeshipindia.org (for ITI Trade) by finding establishment Airports Authority of India – RHO NER, Guwahati (**ID -EASKMC000039 (BOAT)/ E08201800006 (NAPS)**) and click on the apply button in the next page. After successful application, the message “Successfully applied for the training position. Based on availability, you will be communicated by the establishment” will appear. (Student manual is attached below for ready reference)

3. Candidates should register themselves with the concerned portal (NATS/NAPS) prior to applying for apprenticeship training in AAI without fail (Annexure I, II, III & IV). Applications received online through NATS/NAPS portal will only be considered. Correspondence/Communication in any other manner will not be entertained.
4. **No TA/DA will be provided.**
5. The number of candidates to be engaged is indicative and may undergo changes without any further notification.
6. During the period of apprenticeship, candidates will be governed by the Apprentices Act.1961 (as amended in 1973 and till date) and the policies/rules of the organization.
7. Reservation for SC/ST, OBC and EWS (as applicable) will be followed, however, in case of non-availability of candidates in reserved category it will be filled from other reserved categories/general categories.
8. Airports Authority of India has no obligation to give regular employment to Apprentices. They shall have no right to claim regular employment from AAI on the basis of this apprenticeship at any point of time. This training program shall not create any liability on AAI for providing any job to the Apprentice. AAI management does not take any responsibility for any sort of employment/placement.
9. The decision of Management will be final and binding on all candidates on all matters relating to eligibility, acceptance or rejection of the applications, mode of selection, cancellation of the selection process either in part or full, etc. No correspondence will be entertained in this regard. Filling up of the seats is solely at the discretion of the management based on suitability of candidates and no claim will entertained, if some of these seats are not filled due to unsuitability/insufficient number of candidates.
10. AAI Management does not take any responsibility to reply to the candidate/organization for non-selection /non-issuance of call letter.
11. It shall be the sole responsibility of the candidates to get their profile verified from the respective regional Board.
12. Candidates applying for more than one discipline will not be considered and their application will be rejected.
13. No Application Fee is being charged.
14. The candidature of the applicant would be provisional, subject to verification of all certificates and submission of certificate of Medical Fitness (to be obtained only from a Government Medical officer/Medical Officer of a Government Undertaking) at the time of joining.
15. At any stage of selection process, if it is found that the candidate has furnished false or incorrect information, then the candidature/engagement of the candidate is liable to be cancelled.
16. For BOAT Portal www.nats.education.gov.in related queries please email or reach out to Eastern Region Students, Email: studentquery@boatnr.org, admin@boatnr.org, info@boatnr.org, Phone :(033) 2337-0750/51.
17. For NAPS portal, candidates may contact via e-mail apprenticeship@nsdcindia.org or log on to www.apprenticeshipindia.org.

For More Job News Visit : www.kpscvaani.com

NATIONAL APPRENTICESHIP TRAINING SCHEME (NATS) 2.0 PORTAL

**Portal Functionalities Walkthrough - Students
Manual**



For Graduate & Diploma Engineering Student

Contents

Overview.....	2
Modules & Functionality	2
1. Student Registration.....	6
2. Student Profile	9
3.Contract management by Student	15
3.1 Contract Accepted and downloaded	16
4. Student Profile LOCKED	18
Contact Us.....	19

Overview

National Apprenticeship Training Scheme is one of the flagship programmes of Government of India for Skilling Indian Youth in Trade disciplines. The National Apprenticeship Training Scheme under the provisions of the Apprentices Act, 1961 amended in 1973; offers Graduate, Diploma students and Vocational certificate holders; a practical, hands-on On-the-Job-Training (OJT) based skilling opportunities with duration ranging from 6 months to 1 year.

Modules & Functionality

Students play the critical role in NATS 2.0 Portal of posting apprenticeship advertisements aligned to their manpower requirements. The following modules pertain to the apprenticeship related activities a student is responsible for:

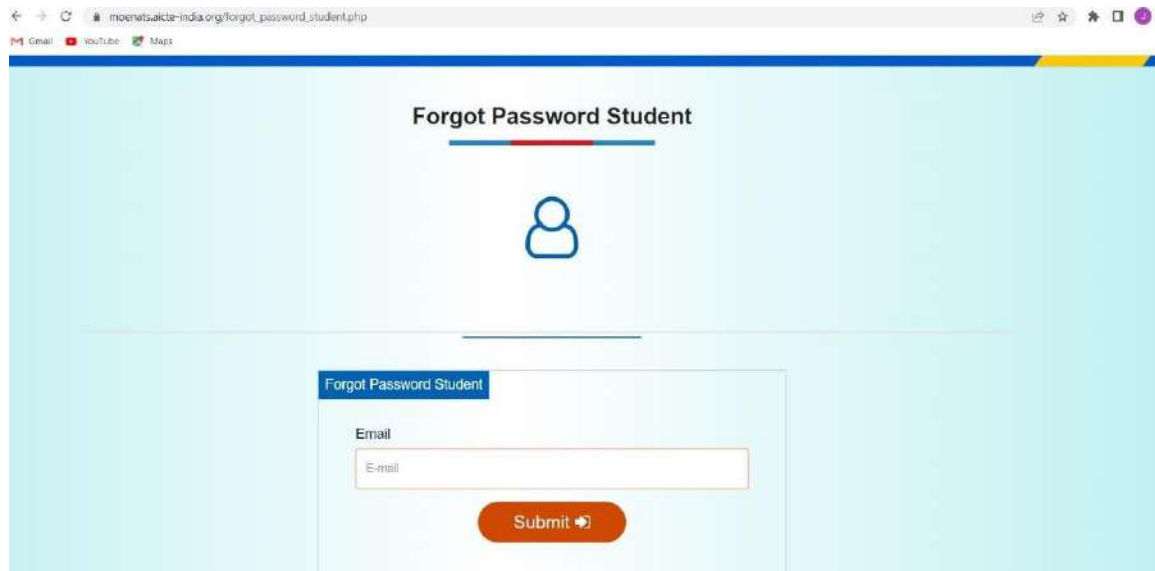
- Step 1:** Registration
- Step 2:** Profile filling
- Step 3:** Apply for apprenticeship available
- Step 4:** Application Management
- Step 5:** Contract creation
- Step 6:** Profile Lock
- Step 7:** Record of progress
- Step 8:** Download COP, after successful completion of apprenticeship program.
- Step 9:** Employment Opportunities

Below is each of these modules elaborated along with screenshots.

Resetting password (upgraded portal)

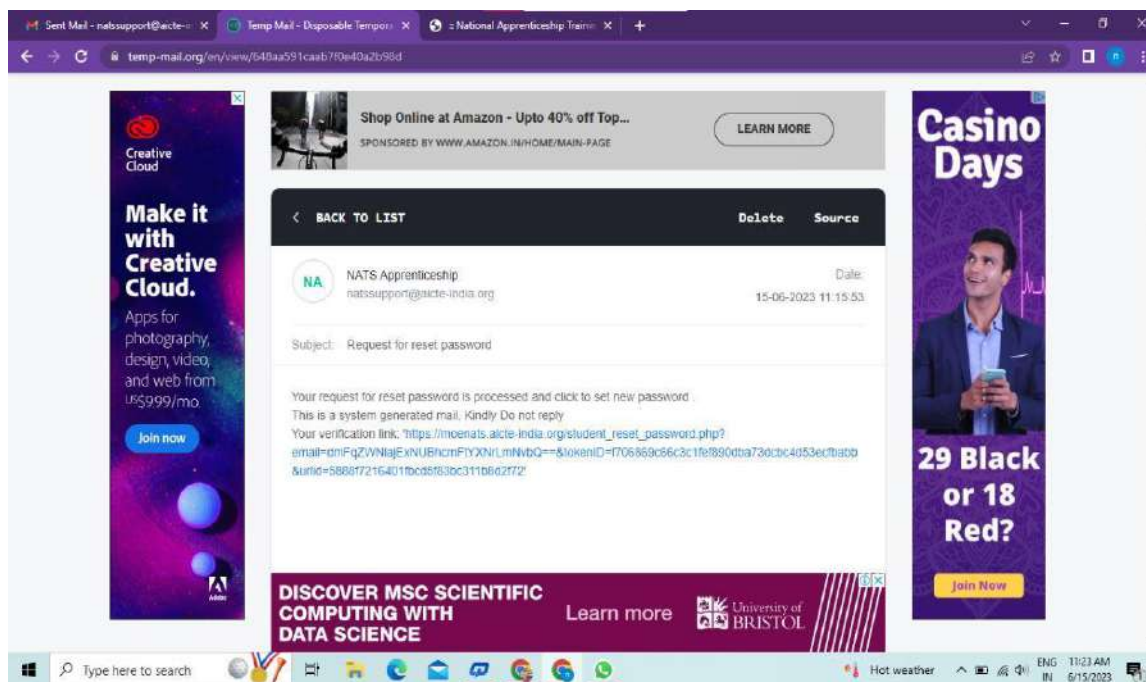
Step 1: Click on the below link,

https://moenats.aicte-india.org/forgot_password_student.php



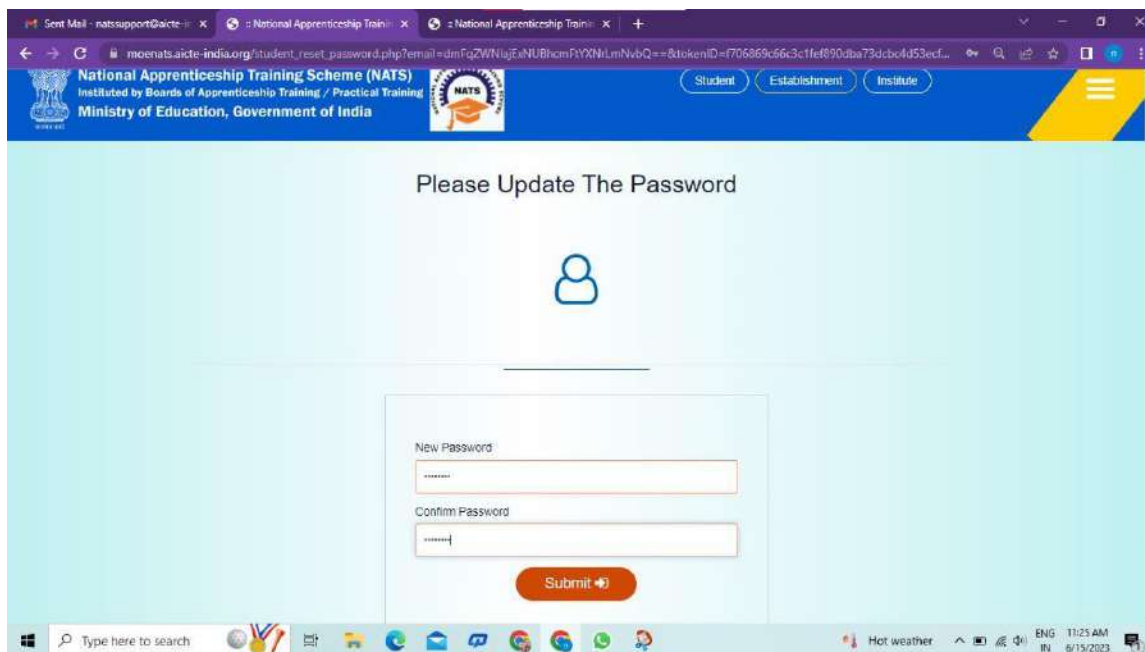
The screenshot shows a web browser window with the URL https://moenats.aicte-india.org/forgot_password_student.php. The page has a light blue background and a white form box. At the top of the form, it says "Forgot Password Student" with a blue outline of a person icon below it. Inside the form, there is a label "Email" above a text input field containing the placeholder "E-mail". Below the input field is a blue "Submit" button with a right-pointing arrow.

Step 2: Enter your email, a password reset email will be received to the email.



Step 3: Open the email and click on the link, and it will be redirected to the password reset page.

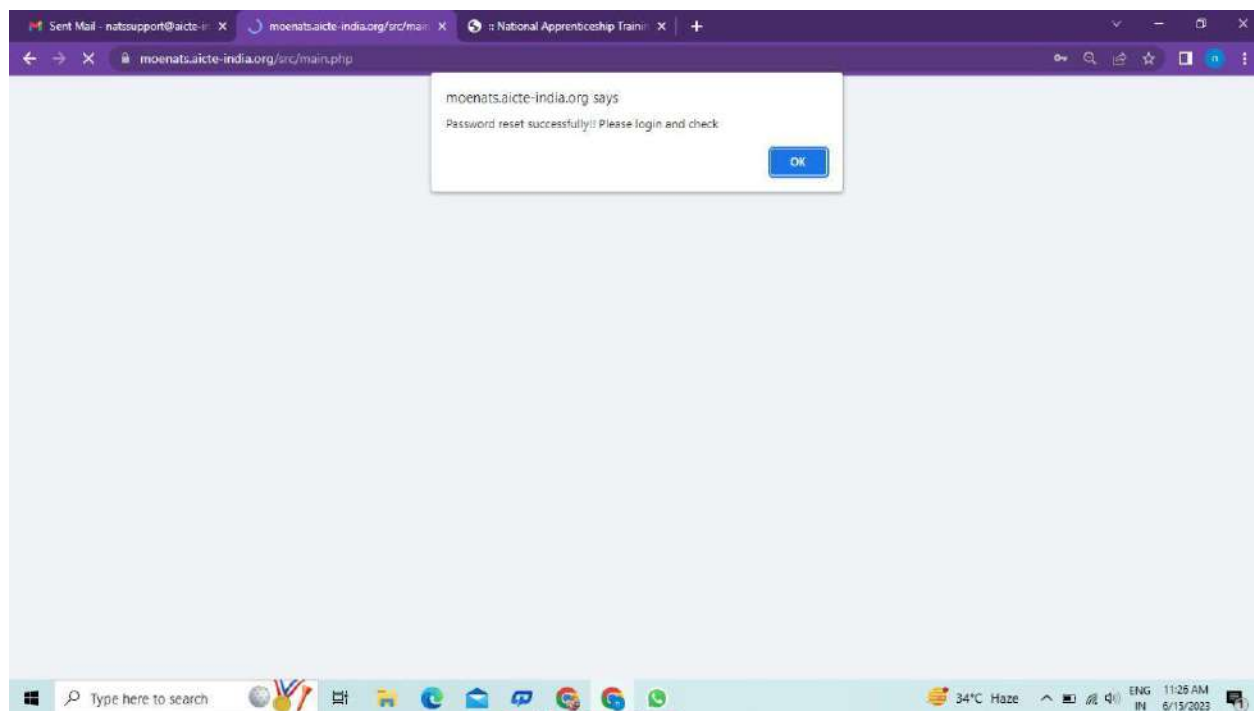
Step 4: From this page, you will be prompted to enter the password two times for confirmation.



The screenshot shows a web browser window displaying the NATS password reset page. The browser's address bar shows the URL: moe.nats.aicte-india.org/student/_reset_password.php?email=dmFqZWVlajEhNU8hcmFYXNlLmNvbQ==&tokenID=f706869c66c3c1fef890dba73dcbcf4d53ecf.... The page header includes the NATS logo and the text "National Apprenticeship Training Scheme (NATS) Instituted by Boards of Apprenticeship Training / Practical Training Ministry of Education, Government of India". There are navigation buttons for "Student", "Establishment", and "Institute". The main heading is "Please Update The Password" with a user icon. Below this, there are two input fields: "New Password" and "Confirm Password", both containing masked characters. A "Submit" button is located below the input fields. The Windows taskbar is visible at the bottom, showing the search bar, taskbar icons, and system tray with the date and time (11:25 AM on 6/15/2023).

Step 5: A success pop-up will appear on screen & the password is shared over your email in return.

For More Job News Visit : www.kpscvaani.com



Step 6: To Login Visit https://moenats.aicte-india.org/student_login.php , enter your login credentials to login as student.

1. Student Registration

Students are expected to register on the NATS 2.0 Portal with their preliminary details before they are enrolled in apprenticeship.

Student registration url: https://moenats.aicte-india.org/student_register.php.

Following the above details, student is asked to fill the below details,

- Basic details – Name, Father/Mother's name, Aadhar no.
- Educational details – Course/Institute details
- Communication information- Address, Mobile no
- Training preference – Preferred field/location for apprenticeship
- Bank details

Below are the student registration form screenshots.

Registration form for Students

The screenshot shows a web browser window with the URL moenata.iaicte-india.org/student_register.php. The page title is "Student Register". The form contains the following fields and options:

- Have you undertaken any previous training as part of the apprenticeship programme (except sandwich apprenticeship): NO
- Do you have any work experience of one year or more: NO
- Have you passed out through Regular / Part Time / Distance: DISTANCE
- Name *: MANISHA
- Date of Birth *: 09/16/2001
- Gender*: FEMALE
- Category *: OBC
- Aadhar Number(Pattern xxxx xxxx xxxxx): XXXX XXXX 7578
- Upload Aadhar Card (only pdf size < 1MB) *: Choose File: adhar.pdf

The Windows taskbar at the bottom shows the system tray with a temperature of 40°C, Haze, and the date 6/12/2023 at 4:34 PM.

Registration form for Students (cont.)

For More Job News Visit : www.kpscvaani.com

State to Which Institute Belongs *
DELHI

District to Which Institute Belongs *
NEW DELHI

Institute Name (If institute name not appearing in drop down , please contact natssupport@aicte-india.org)*
ASHOK INSTITUTE OF HOSPITALITY AND TOURISM MANAGEMENT 6568

Select Graduate in Engg./Tech in case of B.E./B.Tech/B.Pharma/B.Arch/B.HMCT/B.Lib/B.E.Aagri/B.E.Dairy/B.E.Biotech/B.Food/B.Fashion Degree/BCA/BFA/BBA/BBS/BEM/BD/BPA/BSW/BA/BCOM/BSC/BscAgri/BscDairy/BscBiotech/BscFood
Select Graduate in General Stream in case of General Bachelor
Select Diploma in Engg./Tech in case Polytechnic – Engg/Pharma/Arch/HMCT/Lib/Agri/Food/Fashion/MoP/Secretarial/MLT

Education Type (Pass Out)*
DIPLOMA IN ENGINEERING / TECHNOLOGY

Course Name*
CEMENT TECHNOLOGY

Specialization *
CEMENT TECHNOLOGY

Student ID (Unique Registration/Rol Number)*
98787876789623456787654323456543

Year of Passing *
2022

Month of Passing *
JUNE

Percentage * (For CGPA, convert into Percentage according to University formula)
99

Email (Will be used as a Username for Login Purpose)*
mihey1046@soremapp.com

Mobile No (Will be used as a Username for Login Purpose)*
8686868686

Password*

Confirm Password*

Show Password

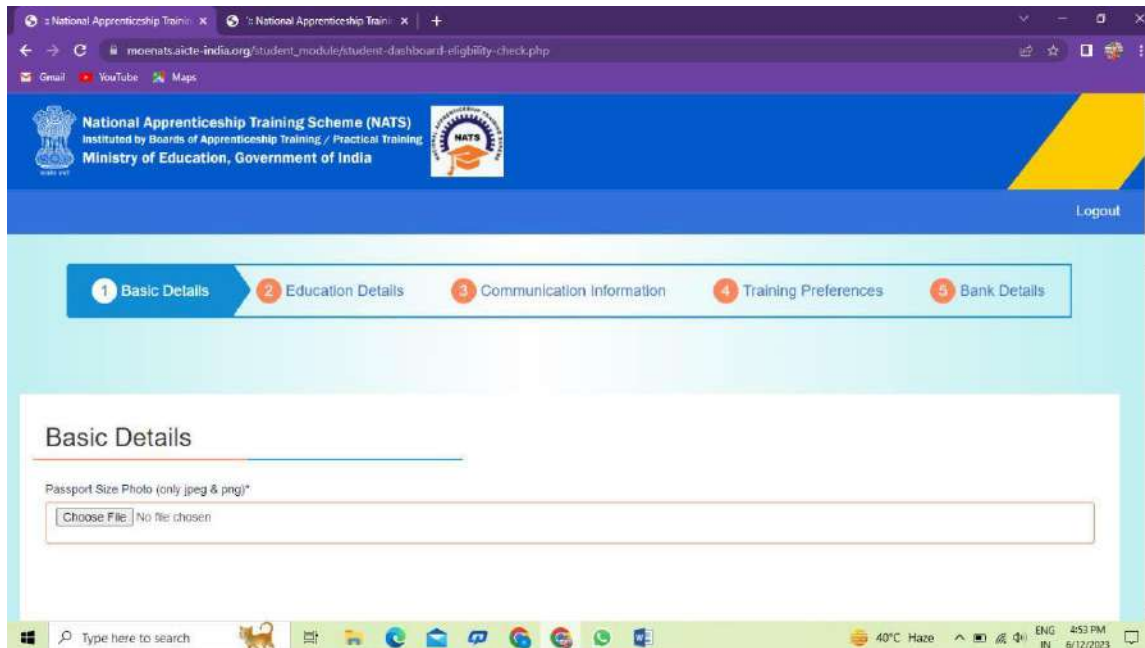
I'm not a robot

Student Register

Quick links Help & Reports Others

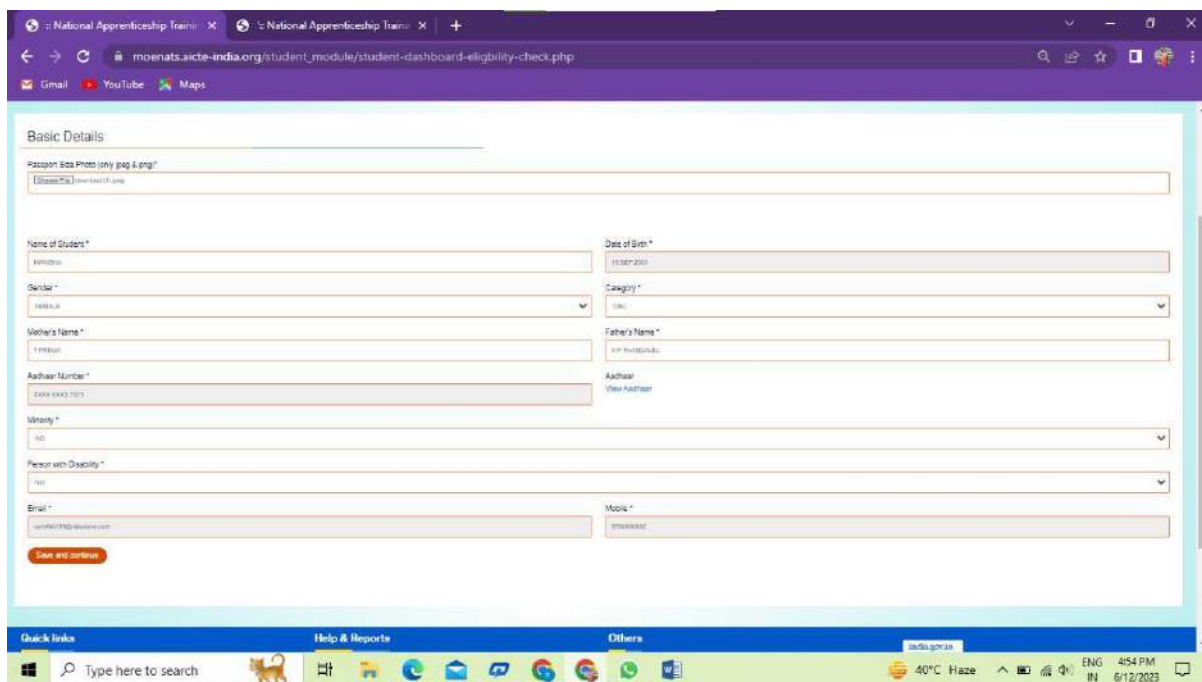
2. Student Profile

Following are the basic details to be filled by student at time of registration:



The screenshot displays the NATS student dashboard. At the top, the header includes the NATS logo and text: "National Apprenticeship Training Scheme (NATS) Instituted by Boards of Apprenticeship Training / Practical Training, Ministry of Education, Government of India". A "Logout" link is visible in the top right corner. Below the header is a navigation bar with five steps: 1. Basic Details (highlighted), 2. Education Details, 3. Communication Information, 4. Training Preferences, and 5. Bank Details. The main content area is titled "Basic Details" and contains a section for "Passport Size Photo (only jpeg & png)*" with a "Choose File" button and the text "No file chosen". The Windows taskbar at the bottom shows the search bar, taskbar icons, and system tray with a temperature of 40°C and the date 6/12/2023.

The first step basic details – show the details filled in the before filled registration form. The student shall continue to fill their profile.



STEP 2: Education details:

Students need to provide education details like course/college details . The forms would appear in the below format:

moenats.aicte-india.org/student_module/student-dashboard-education-details.php

EDUCATIONAL DETAILS

State to Which Institute Belongs *

Institute Name (If institute name not appearing in drop down, please contact aicte@nic.com)

Course Name *

Student ID (Unique Registration/roll Number) *

Month of Passing *

Upload Provisional / Passed Certificate (only pdf of size < 1MB) * (Only pdf)

DIPLOMA IN ENGINEERING / TECHNOLOGY Join after *

State Dropdown - Drop (Select in case of Polytechnic) - Drop (Name/Board/MATLS/Ap/Inst/Pass/MS/Score/AA/T)

District to Which Institute Belongs *

Education Type (Pass Out) *

Specialization *

Year of Passing *

Percentage (For OCPA, convert into Percentage according to University formula) *

Quick links: MC, NMS portal of MDC, AICTE, National Career Service (NCS), Local Model Centre

Help & Reports: FAQs, Establishment Manual, Process Manual (English), Process Manual (Hindi), Quarterly Skill Assessment

Others: Apprenticeship, RTI, Stamping, Declaration, Privacy

India.gov.in, Skill India, AICTE, NCS

40°C Haze, ENG IN, 4:55 PM, 6/12/2023

moenats.aicte-india.org/student_module/student-dashboard-education-details.php

DIPLOMA IN ENGINEERING / TECHNOLOGY Join after *

School / Institute State *

School / Institute Name *

Student ID (Enrollment Number) *

About your Self *

General Skills (Add comma separated values eg. Skill 1, Skill 2 and space is not allowed) *

Language Known (Add comma separated values eg. Hindi, English and space is not allowed)

School / Institute District *

School / Institute Board Name *

School Percentage / OCPA / For OCPA, convert into Percentage according to School formula *

Quick links: MC, NMS portal of MDC, AICTE, National Career Service (NCS), Local Model Centre, Contact Us

Help & Reports: FAQs, Establishment Manual, Process Manual (English), Process Manual (Hindi), Quarterly Skill Assessment, Annual Report, Local Bank

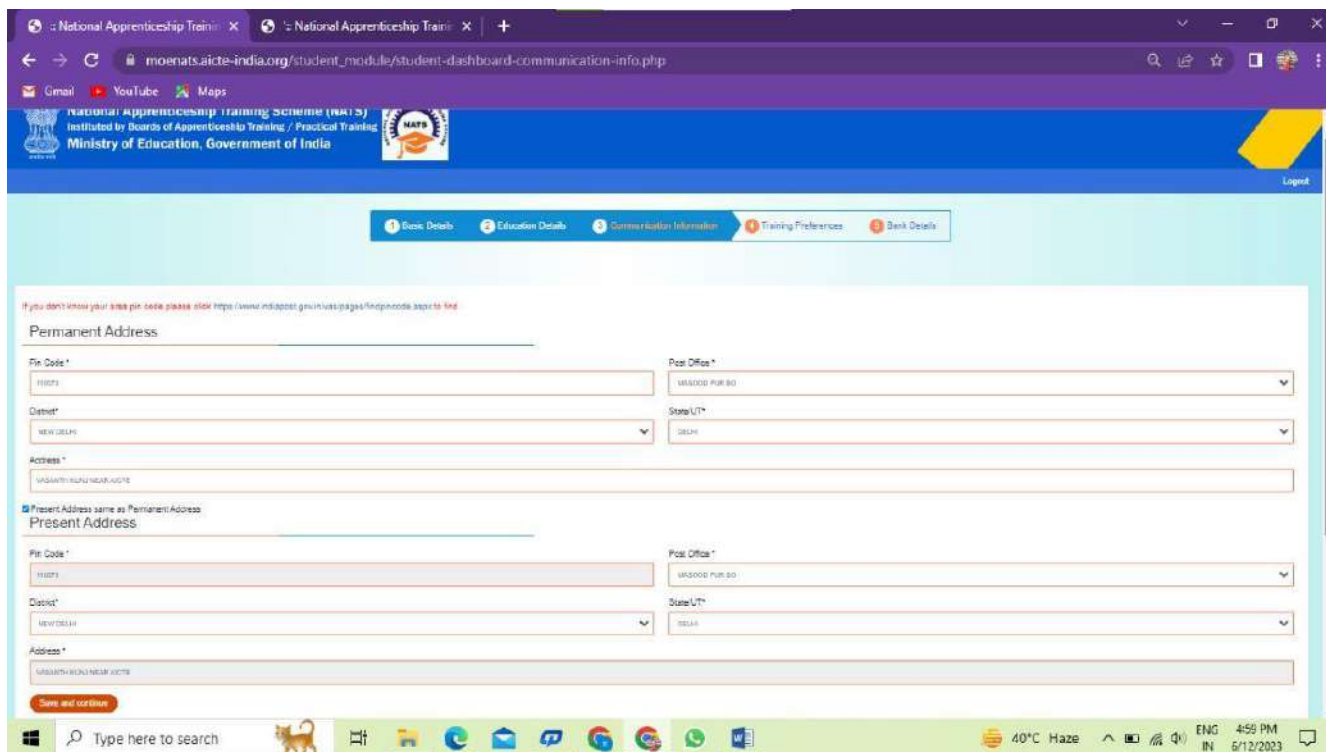
Others: Apprenticeship, RTI, Stamping, Declaration, Privacy, PUSAT handbook

India.gov.in, Skill India, AICTE, NCS

40°C Haze, ENG IN, 4:58 PM, 6/12/2023

STEP 3: Communication Information

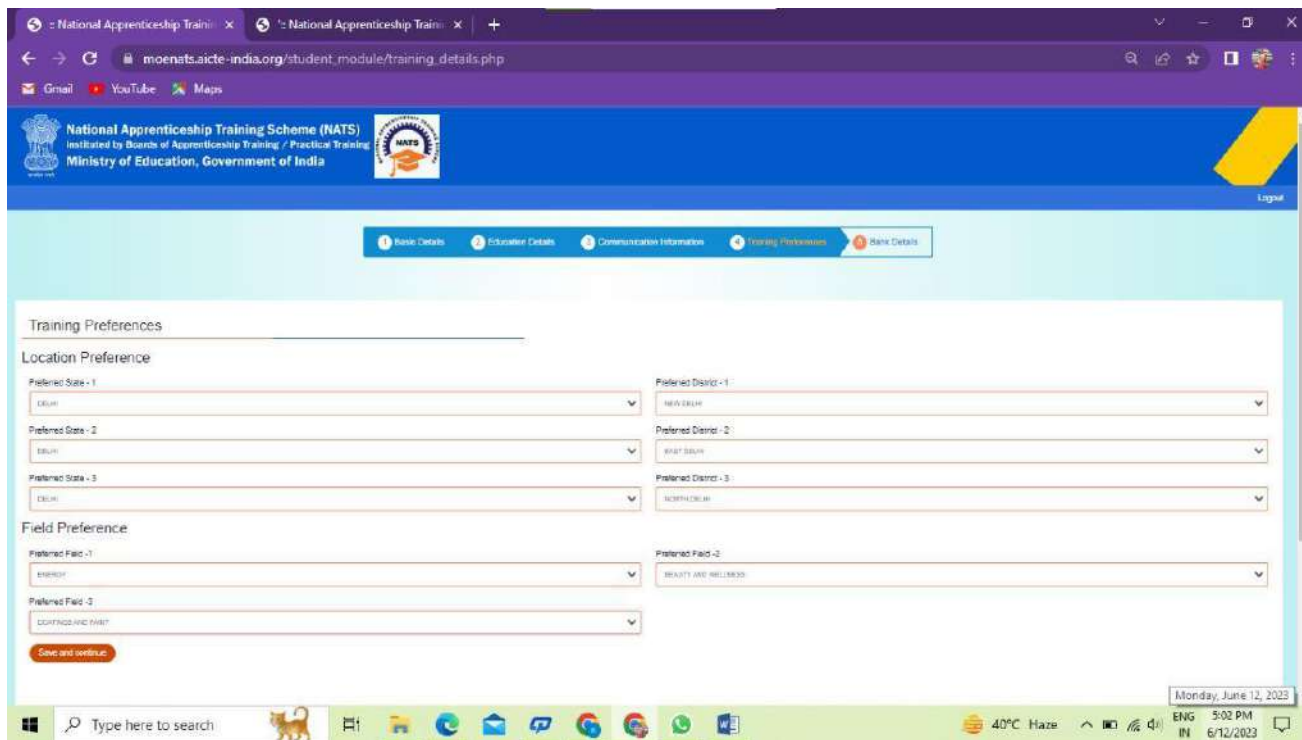
In this address details/mobile details of the student is asked.



The screenshot shows a web browser window with the URL moenats.aicte-india.org/student_module/student-dashboard-communication-info.php. The page header includes the NATS logo and the text "National Apprenticeship Training Scheme (NATS) Instituted by Boards of Apprenticeship Training / Practical Training, Ministry of Education, Government of India". A navigation bar at the top contains five steps: 1. Basic Details, 2. Education Details, 3. Communication Information (highlighted), 4. Training Preferences, and 5. Bank Details. A "Logout" button is in the top right corner. A message states: "If you don't know your pin code please visit <https://www.indiapost.gov.in/lets/pincode.aspx> to find". The form is divided into two sections: "Permanent Address" and "Present Address (same as Permanent Address)". Each section contains fields for Pin Code, District, Address, Post Office, and State/UT. The "Present Address" section has a checked checkbox "Present Address same as Permanent Address". A "Save and continue" button is at the bottom of the form. The Windows taskbar at the bottom shows the search bar, task view, and system tray with the date 6/12/2023 and time 4:56 PM.

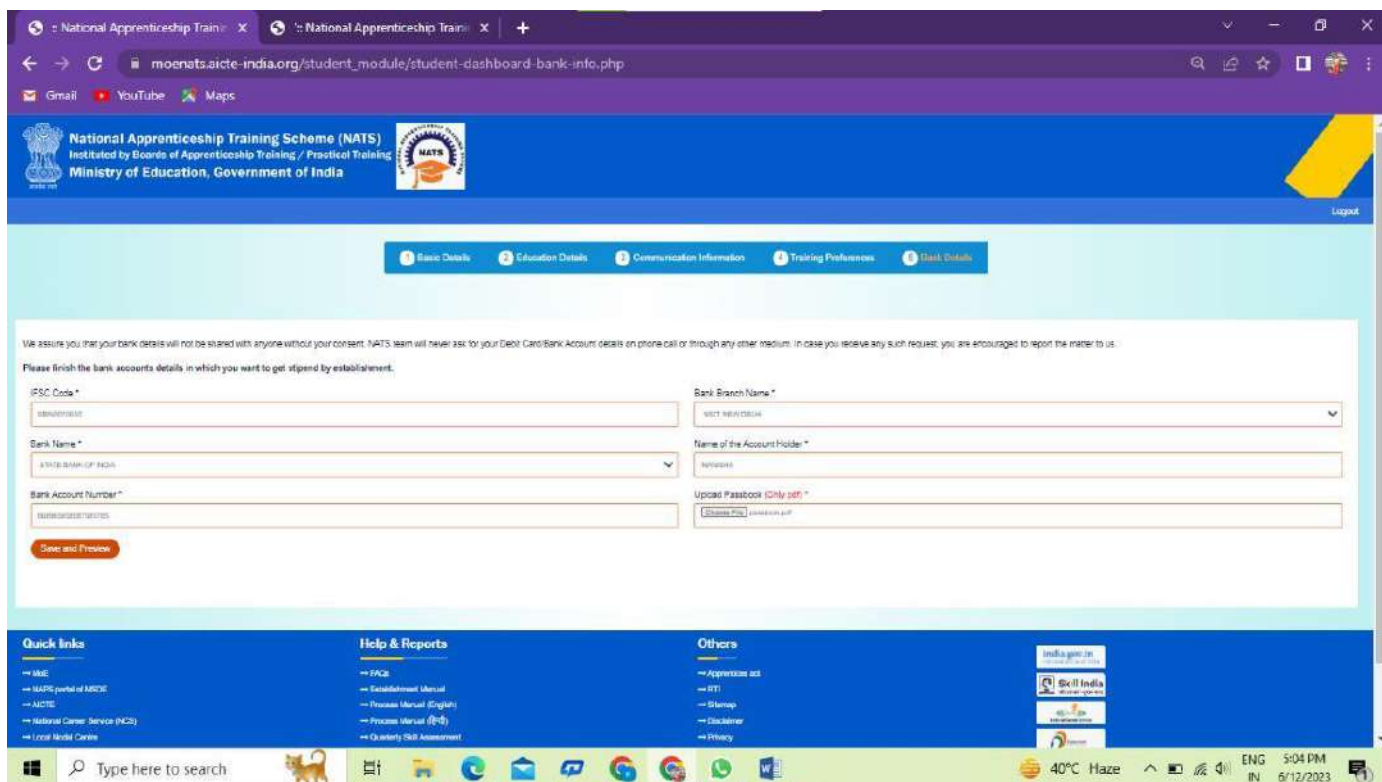
STEP 4: Training preferences

Further, the student needs to update the training preferences such as field and location of apprenticeship.



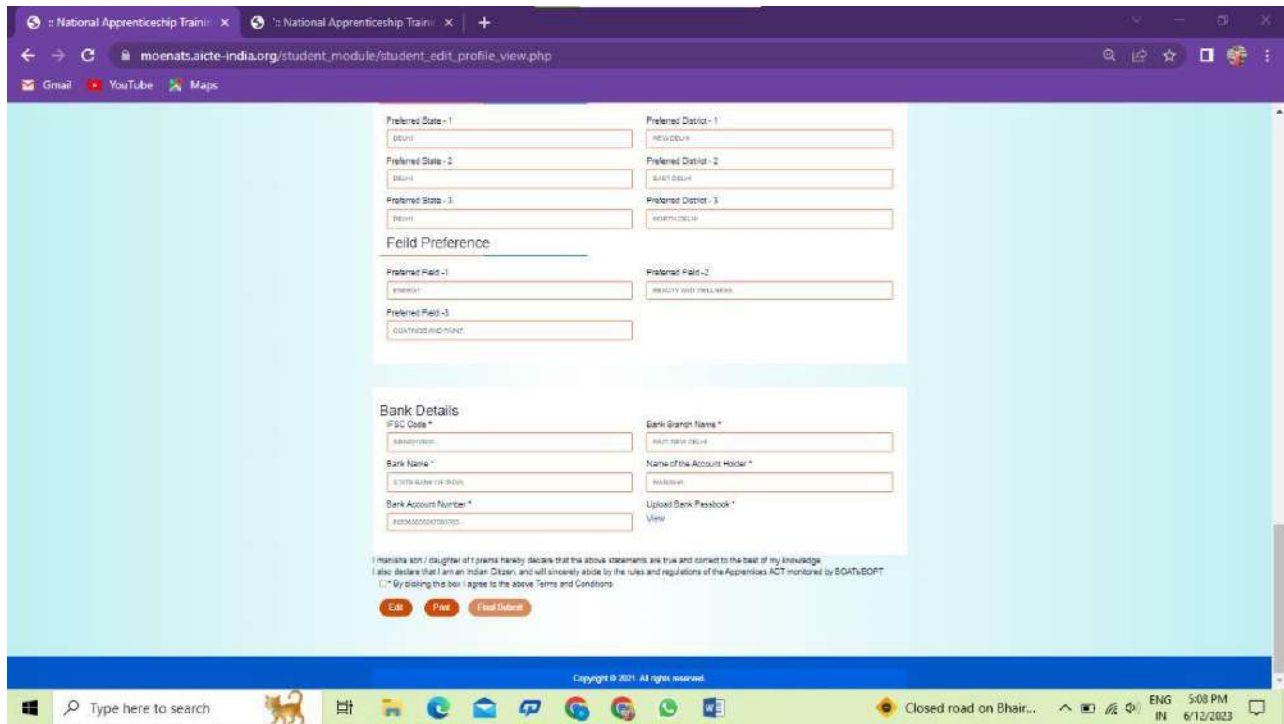
STEP 5: Bank details

The students are asked to fill the bank account details, for stipend receiving.



STEP 6: Profile view and final submit

Scroll down to the end of the page, cross-check the details and click on “SUBMIT” button.



3.Contract management by Student

Apprenticeship advertisement on student dashboard

Advertisements show on dashboard in listing way, they can apply to their suitable apprenticeship by viewing the details like,

1. Apprenticeship title, description, duration, location, skills required, qualification required to apply.
2. After applying, they can check for application status from the application management

Student dashboard with apprenticeship advertisement

Apply against Skills vacancies

Industry Name	Post Title	State	District	Vacancies	Date of Publication	Last Date to Apply	View	Action	Status
Vamsi tech	ECE	ANDHRA PRADESH	VISAKHAPATNAM	10	21-Jul-2022	28-Jul-2022	View		

Student has to accept the contract request from establishment firstly, in order to send request to BOAT for final confirmation.

Application Management

Applied Apprenticeship

Location	State Name	Company Name	Apprenticeship Name	Date of Application	Status	Action
DEHRADUN	UTTARAKHAND	Akash	TITLE	25-Jul-2022	Akash Industry generating the contract for Apprenticeship Training whether you would to Accept or Reject	Accept Reject

On acceptance, Contract request sent to BOAT for approval

Apply against Skills vacancies

Industry Name	Post Title	State	District	Vacancies	Date of Publication	Last Date to Apply	View	Action	Status
Akash	TITLE	UTTARAKHAND	DEHRADUN	13	23-Jul-2022	23-Jul-2022	View	Applied	Contract Sent For Approval of Boat

3.1 Contract Accepted and downloaded

Contract management by student

After the establishment contract initiation, student has to accept the contract request from establishment firstly, in order to send request to BOAT for final confirmation.

Contract is download by student & engaged into apprenticeship program

BOARD OF PRACTICAL TRAINING (EASTERN REGION)

(An Autonomous Body Under Ministry of Human Resource Development, Department of Higher Education, Government of India)



Block- EA, Sector- I , Salt Lake City, Opp to Labony Estate , Kolkata - 700064

Phone No: 033 - 23370750 / 23370751 Fax No: 033-2321 8814 Email: info@boptr.gov.in

Website: <http://www.mhrdnats.gov.in/>



APPRENTICESHIP CONTRACT REGISTRATION FORM

APPRENTICE INFORMATION

Name	Gender	Date of Birth	Age	
BITTU KUMAR	M	2003-01-16	19	
Father / Mother Name	Enrollment Number	Caste	PWD	
AJAY MANDAL	1171818025	OBC	N	
Address for Communication	Mobile Number	Email Address	Age 19	
Barhiya SO, WARD NO 17, BARHIYA, LAKHISARAI, LAKHISARAI UTTARAKHAND, 811302	6206925676	bittu16012003@gmail.com	25	
	Father / Mother Name	Enrollment Number	Caste	
	AJAY MANDAL	1171818025	OBC	
PWD				
N				

EDUCATIONAL QUALIFICATION

Name of the Institution / College /University	Univ. Regn. Number / DOTE / Month & Year of passing DTE Regn. Number / +2 Regn	Educational Qualification
GOVT. POLYTECHNIC	1-512869913 October, 2021	COMPUTER SCIENCE AND ENGINEERING - COMPUTER SCIENCE AND ENGINEERING

TRAINING DETAILS

Training start date	Period of Training	Stipend Rs. per month
12-07-2022	Months	8000
The apprentice would be undergoing training under section 22 (1)		

NAME AND ADDRESS OF THE EMPLOYER

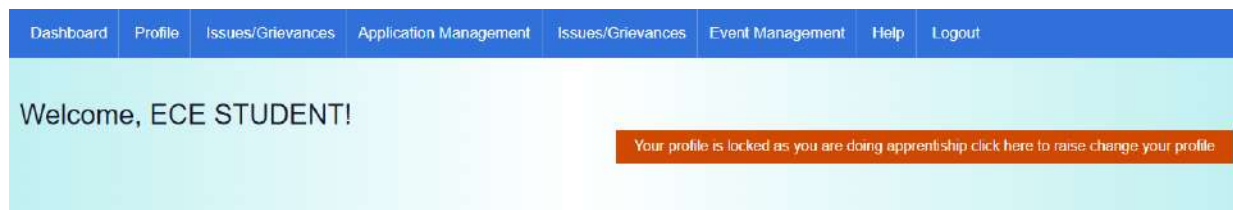
Akash -	Doranda, Ranchi	RANCHI, JHARKHAND - 834002
---------	-----------------	-------------------------------

4. Student Profile LOCKED

1. Once a student contract is created, their profile is locked as they can't apply for any more apprenticeships.
2. If they need any change in profile they need to request BOAT for it.

So, if the student is selected through SEC 22(A), the student is taken as an employee into the same establishment after the apprenticeship program is finished.

If it's SEC 22(B), the student can apply to jobs available after the apprenticeship program ends.



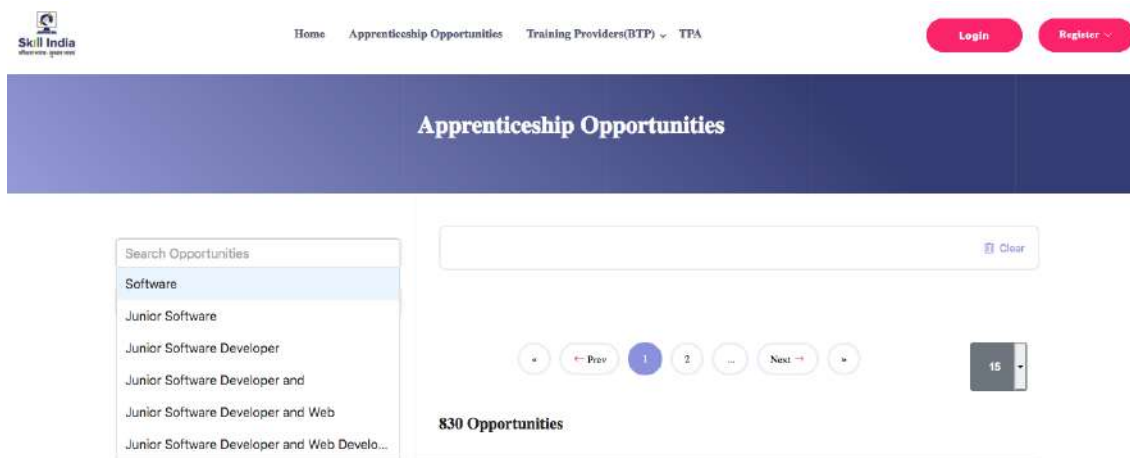
The screenshot shows a user interface for a student dashboard. At the top, there is a navigation bar with the following items: Dashboard, Profile, Issues/Grievances, Application Management, Issues/Grievances, Event Management, Help, and Logout. Below the navigation bar, the main content area displays a welcome message: "Welcome, ECE STUDENT!". To the right of the welcome message, there is a red notification box with white text that reads: "Your profile is locked as you are doing apprenticeship click here to raise change your profile".

FOR TRADE APPRENTICES Candidate Instruction Manual

THE APPRENTICESHIP PORTAL

The Apprenticeship Portal is a website of the Central Government for exchange of information on Apprenticeship. The public view gives you access to information on Apprenticeship Opportunities Posted by Companies, Registered Candidates, and Apprenticeship Guidelines.

The Candidates can access to information such as available Apprenticeship Opportunities basis the Search Parameters like State, District, Sector and Trade, Organization and so on. To apply against available apprenticeship opportunities, it is mandatory for you register on the portal. The steps for registration are as follows:



Note: The fields marked in * are mandatory.

Candidate Registration

Click on the **“Register”** button the top toolbar and select the option **Candidate**.



A **Short Registration Form** will open (as shown below). You would be required to fill your Basic, Family and Contact details and click continue.

Note: Please enter a valid email ID as the activation link will be send through a mail to that ID. Also, remember the password and you will use it to login to your account on the Apprenticeship Portal.

The screenshot shows the 'Candidate Registration' form. The form is titled 'Candidate Registration' and is divided into 'Personal Details' and 'Family Details' sections. The 'Personal Details' section includes fields for 'Name', 'Father/Mother/Spouse Name', 'Relationship', 'Date of Birth', and 'Gender'. The 'Family Details' section includes a field for 'Enter you or Father/Mother/Spouse Name'.

Personal Details

Name *

Enter Name

Father/Mother/Spouse Name *

Relationship *

Enter you or Father/Mother/Spouse Name

Date of Birth *

Gender *

For More Job News Visit : www.kpscvaani.com

Mobile Number

Email ID

Password

Confirm Password

Your password must be 6 characters long.
Password is required

Disclaimer

By signing up, you agree to the Terms of Service and Privacy Policy, including cookie Use others will be able to find you by email or phone number when provided.

A dialog Box with the **Registration number** will notify your account creation after which you will receive an activation Email on the registered Email Address.

Father/Mother/Spouse Name

Relationship

Enter your Father/Mo

Date of Birth

Mobile Number

Password

Your password must

Disclaimer

By signing up, you agree to the Terms of Service and Privacy Policy, including cookie Use others will be able to find you by email or phone number when provided.

Registered Successfully!!

Please check your email for activation!

Please note this registration number

A012019005631

On the Email, click the **'Activate'** button (as shown in the image below)

Apprenticeship Portal

Dear **ananya,**

Reply all |  Delete |  Junk | 

Please note this number for all communications :

Please Activate your Account

[Activate](#)

Thank you for using our application!

Regards,
Apprenticeship Portal

If you're having trouble clicking the "Activate" button, copy and paste the URL below into your web browser: <https://apprenticeshipindia.org/activate/5c4df58f44f7d76386684f82/LLtqmuVvCX7se3ppN8hFzw5upmNT6S>

Login

Once you click on the Activate Button, the screen will automatically **redirect you to the Log-In page** (see below) where you type your registered **Email ID/Registration Number**

and Password (*the email ID and Password are the same you mentioned during registration*) to login.

[Home](#) | [Apprenticeship Opportunities](#) | [Training Providers\(BTP\)](#) | [TPA](#)

Login

[Login](#)

[Resend activation link?](#)


[Forgot Password?](#)

On clicking the 'Edit' button, the following screen will emerge. *The fields marked in '**' are mandatory.*

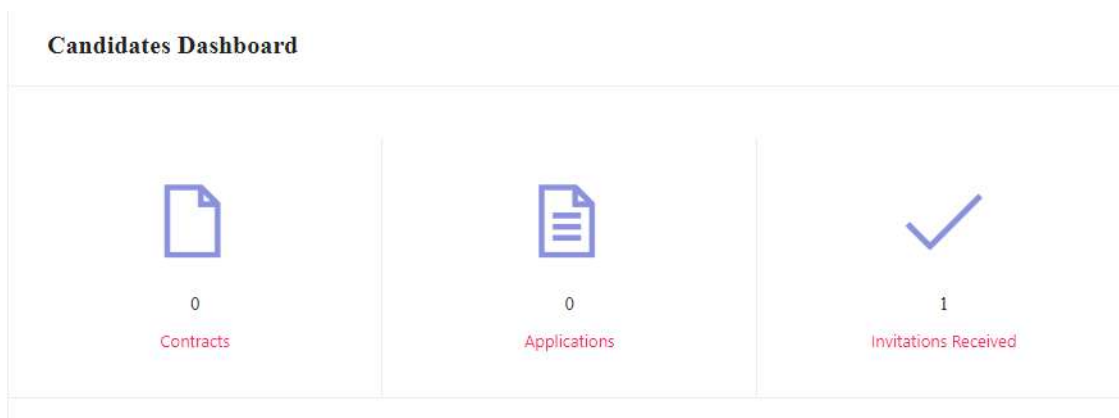
Home Apprenticeship Opportunities Training Providers(BTP) TPA **Complete Your Profile**

[< back to profile](#)

Basic Details

Email	Mobile Number
<input type="text" value="ananya.nanda@noida.org"/>	<input type="text" value="Enter Number"/>
Gender	Has Disability
<input type="text" value="Female"/>	<input type="radio"/> Yes <input type="radio"/> No
Date Of Birth *	Date Of Birth Document *
<input type="text" value="15/01/1982"/> 	<input type="text" value="Choose file No file chosen"/>
	<small>Please upload only (jpeg, jpg, png, pdf) files Maximum 4MB only allowed</small>
Father/Mother/Spouse Name *	Relationship *
<input type="text" value="gautam"/>	<input type="text" value="Father"/>
Id Proof Type *	Document Proof *
<input type="text" value="Select Proof type"/>	<input type="text" value="Choose file No file chosen"/>

Understanding Candidate Dashboard



There are 3 items on your dashboard and they are explained below:

1. **Invitations Received** – Some companies screen your profile and if they feel you're fit for the opportunity, they send out an invitation to you to apply to the opportunity. This section lists the number of invitations received by the candidate.
2. **Applications:** This section lists the number of Apprenticeship Opportunities you had applied to.
3. **Contracts:** This section will show the contract you have signed with the company. Multiple companies can send you contracts, however, you will only be able to accept one.

Apply to Opportunities

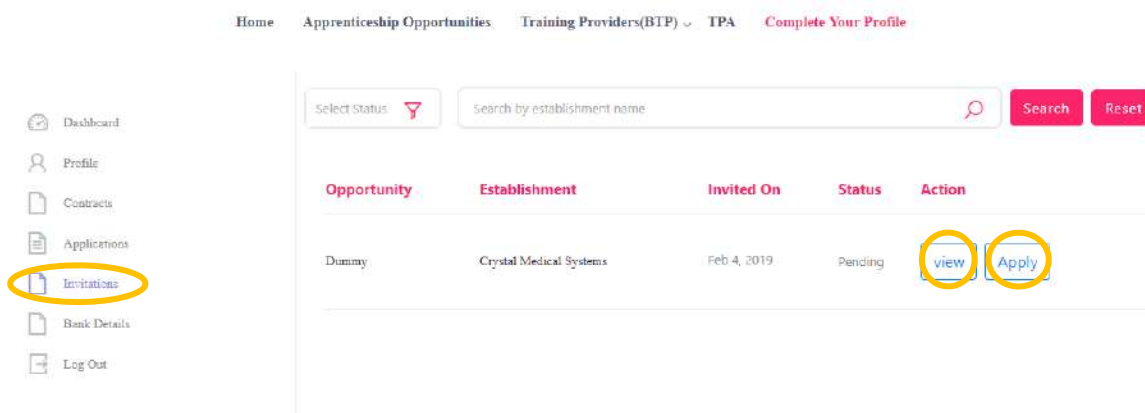
You can use the option “**Apprenticeship Opportunities**” on the top toolbar to view the opportunities. You can search by **keywords**, such as ‘hospitality’ or ‘fitter’, ‘operator”, “chef”, “sewing machine” and so on in the ‘Search Opportunities” section (encircled below)

The screenshot shows the 'Apprenticeship Opportunities' page. At the top, a navigation bar includes 'Home', 'Apprenticeship Opportunities' (circled in yellow), 'Training Providers(BTP)', and 'TBA'. Below this is a dark blue header with the text 'Apprenticeship Opportunities'. On the left, a search box contains the text 'chef' (circled in yellow), with a dropdown menu showing suggestions: 'Chef', 'Trainee Chef', 'trainee Chef', and 'Trainee Chef Apprenticeship'. The main content area displays '911 Opportunities'. The first listing is for a 'Customer Relationship Executive' at 'Navyon Global Solution Pvt.Ltd'. It includes a description: 'Person will be handling customer over the email and chat. Calling will b...'. Below the description, it shows 'Location: Gurugram, Haryana', 'Duration: 900 Hours', and 'Posted On: 04-02-2019'. There are 'Apply' and 'View' buttons (the 'Apply' button is circled in yellow). The second listing is for an 'Apprentice' at 'RAPS Shastri Maharaj Hospital', also with 'Apply' and 'View' buttons.

Simply click on the ‘**Apply**’ button (encircled above) to apply to the opportunity of your choice.

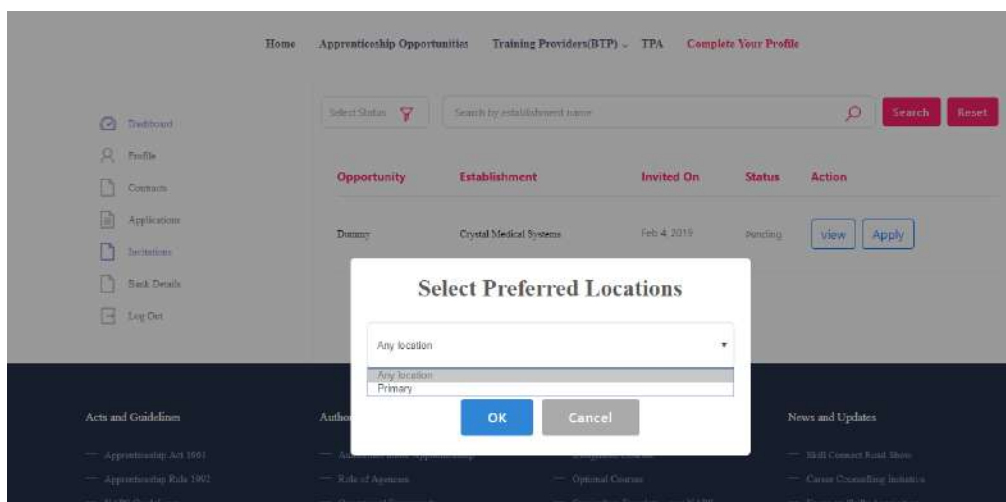
Invitations

Companies can view your profile and invite you to apply to an apprenticeship opportunity posted by them. You can view them by clicking the 'Invitations' option (encircled below) on the left menu.



You can view the details of the opportunity by clicking on the 'View' button (encircled above). If the opportunity interests you, you can click on the 'Apply' button (encircled above) to apply to the opportunity.

On clicking 'Apply', you will be given the option to **choose the location** (in cases where the company has offered opportunity in several locations). The following box will appear and you can choose the location based on your preference.



Applications and Selection Process

You can view all your application on the tab 'Applications' (encircled below) on the left menu.

The screenshot shows the user interface of the KPSCVaani portal. On the left, a vertical menu contains several options: Dashboard, Profile, Contracts, Applications (highlighted with a yellow circle), Invitations, Bank Details, and Log Out. The main content area displays a table of applications. At the top of the table, there are search filters: 'Select Status' with a dropdown arrow, a search box labeled 'Search by opportunity name', and 'Search' and 'Reset' buttons. The table has five columns: Opportunity, Establishment, Applied On, Status, and Action. Three application rows are visible. The first row shows a 'Food and Beverage Service Trainee' position at 'The Chocolate Room India Private Ltd' with a status of 'Pending'. The second row shows a 'Food and Beverage Service Steward' position at 'NEW ARAM RESTAURANT AND LODGING BOARDING JAMNAGAR' with a status of 'Contract issued' (highlighted with a yellow circle). The third row shows a 'Front office Trainee' position at 'NEW ARAM RESTAURANT AND LODGING BOARDING JAMNAGAR' with a status of 'Contract issued' (highlighted with a yellow circle). Each row includes a 'View' button in the Action column.

Opportunity	Establishment	Applied On	Status	Action
Food and Beverage Service Trainee Course name: Food and Beverage Service Trainee	The Chocolate Room India Private Ltd	31-01-2019	Pending	View
Food and Beverage Service Steward Course name: Food and Beverage Service Steward	NEW ARAM RESTAURANT AND LODGING BOARDING JAMNAGAR	31-01-2019	Contract issued	View
Front office Trainee Course name: Front Office Trainee	NEW ARAM RESTAURANT AND LODGING BOARDING JAMNAGAR	31-01-2019	Contract issued	View

The page will show you a summary of all your applications.

After to an Opportunity, the company will review your profile and call invite you for an interview. If the company selects you, they will issue a 'Contract', and you will be able to see this in the 'Status' column above.

View and Accept Contract

If a company wants to make you an offer, they will send the contract to you. To view the list of contracts, click on the option **'Contracts'** (encircled below) in the left menu

Home Apprenticeship Opportunities Training Providers(BTP) TPA

Select Status Search by contract code

Code	Opportunity	Establishment	StipendActions
TMPCON012019000478	Food and Beverage Service Steward Course Food and Beverage Service Steward	NEW ARAM RESTAURANT AND LODGING BOARDING JAMNAGAR.	<input type="button" value="View"/>
CN022019000271	Front office Trainee Course Front Office Trainee	NEW ARAM RESTAURANT AND LODGING BOARDING JAMNAGAR.	<input type="button" value="View"/>
CN022019000271	Front office Trainee Course Front Office Trainee	NEW ARAM RESTAURANT AND LODGING BOARDING JAMNAGAR.	<input type="button" value="View"/>

To view details of the contract, click on the option **'View'** (encircled above).

You will be able to see all details of opportunity – Stipend details, working days, location and so on. If all the details are correct as per your knowledge, you can accept the contracts by selecting the option **'Sign'** (encircled below). If for any reason, you don't plan to accept the opportunity, you can select the option **'Reject'** and the contract will get deleted.

Home Apprenticeship Opportunities Training Providers(BTP) TPA

CODE: TMPCON012019000478
(Contract to be signed within 5 days from contract generation)

Status: Pending

Opportunity			
Name	Food And Beverage Service Steward	Code	AC0002013
Stipend Details		Contract Generated at	31-01-2019

Course Details			
Course Code	CO012019000008	Course Name	Food and Beverage Service Steward